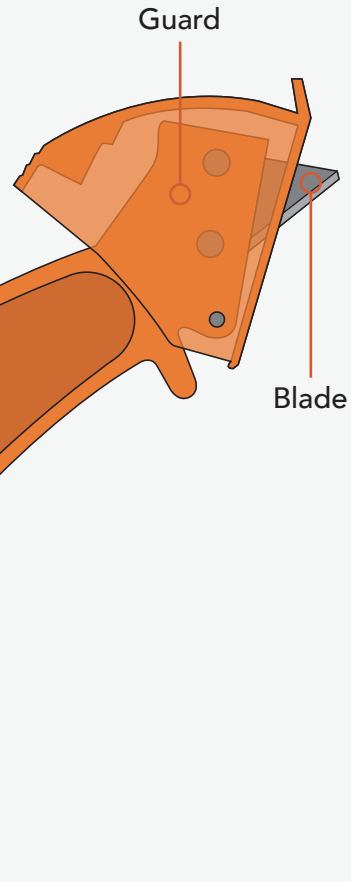


# USAGE INSTRUCTIONS

Item #LZ-S



Products that provide "cut resistance", "cut protection" and/or "puncture resistance" DO NOT completely prevent or eliminate the potential for cuts or punctures. ALWAYS use approved personal protective equipment when handling sharp tools per your company's policies.



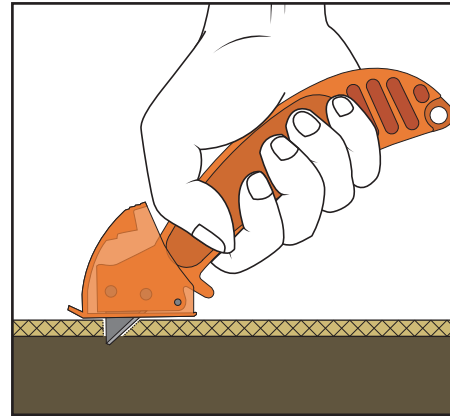
Training video available at [spellboundinc.com/lizard](https://spellboundinc.com/lizard) in the Videos tab



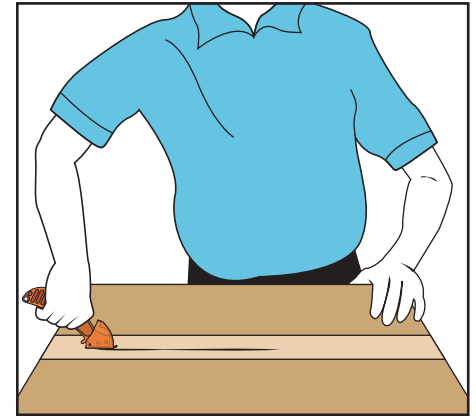
### CAUTION - Sharp Blade

If a knife does not work correctly or the blade is dull, dispose of knife properly.

### TO USE

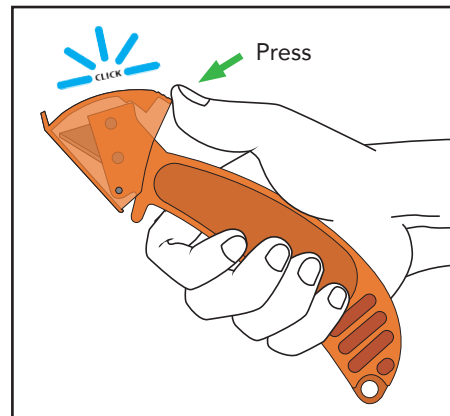


Firmly grasp the Lizard and press the blade guard down on cutting surface. The blade safety guard will retract allowing you to start your cut.



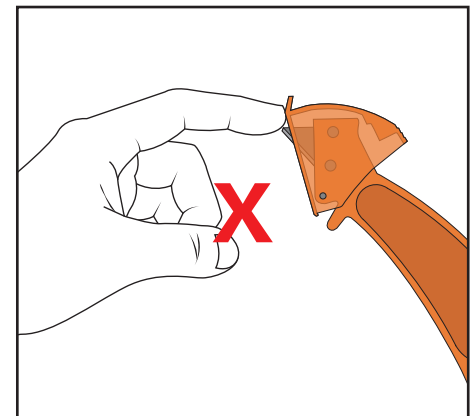
Always cut AWAY from your body.

### TO LOCK



Lock blade safety guard by pressing guard forward until it "clicks".

### FOR SAFETY



Do not touch blade for any reason. Always be sure to lock the blade safety guard.